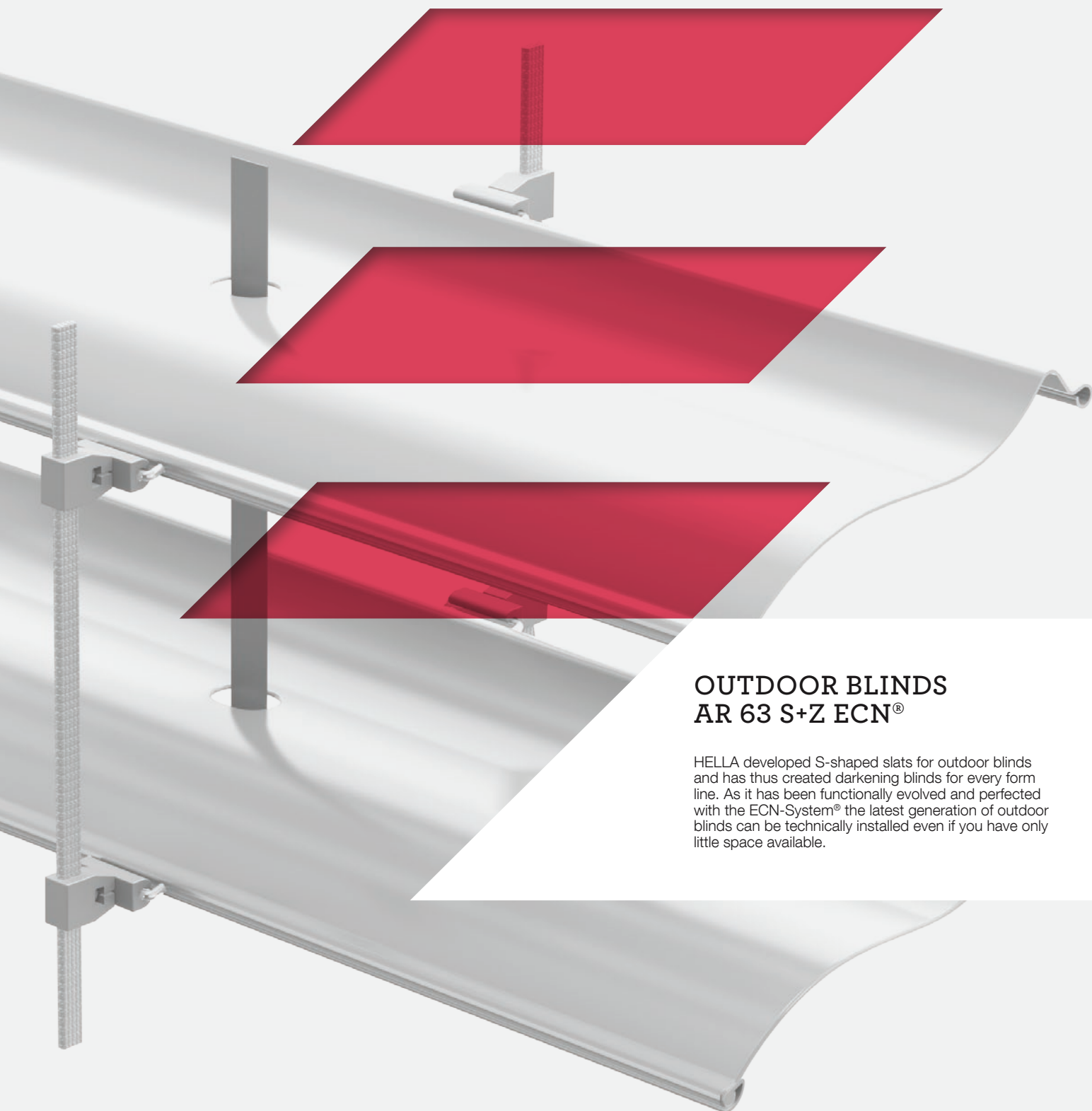


OUTDOOR BLINDS



OUTDOOR BLINDS AR 63 S+Z ECN®

HELLA developed S-shaped slats for outdoor blinds and has thus created darkening blinds for every form line. As it has been functionally evolved and perfected with the ECN-System® the latest generation of outdoor blinds can be technically installed even if you have only little space available.

MODERN ALL-ROUNDER FOR HIGHEST CONVENIENCE

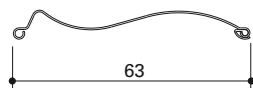
This package, clearly defined in height and width, is perfectly suitable for an area to be rehabilitated and enables the optimum use of existing recesses.

Improved values compared to traditional systems:

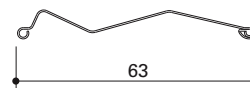
- Installation is possible in recesses of 110 mm, you are saving approx. 30 mm
- Excellent blacking out
- Unique, since it is available with wire tensioning



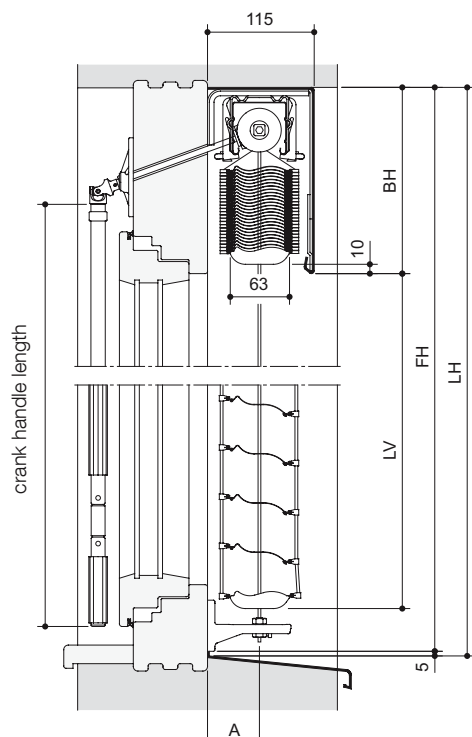
The original S-shaped slat, only available from HELLA: elegant soft wave profile



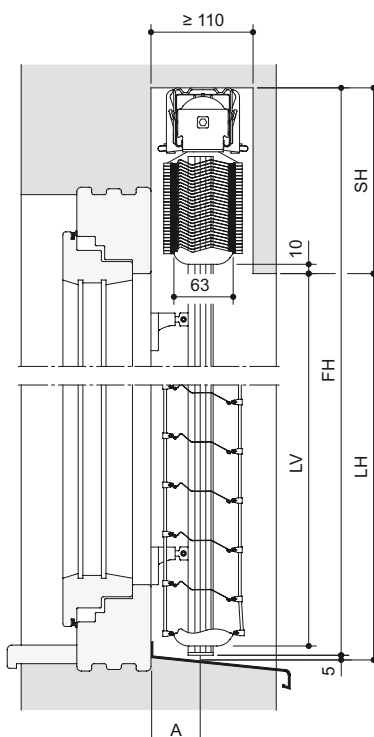
The Z-shaped slat: modern-geometric shape



Installation examples



AR 63 with top board and crank handle drive



AR 63 in the recess



with guide rail, closed



with wire tensioning, opened by 45°

Complete height [mm]	1000	1500	2000	2500	3000	3500	4000	4200
Package height [mm]	160*	195	225	260	295	330	360	375

Slat width [mm]	63	Slat type	bordered
Side guidance	Cable / guide rail	Max. height [mm]	4200 (K/M)
Min. width [mm]	430 (K) / 450 (M)	Max. width [mm] single unit	5000 (K/M)
Max. blind surface [m²] single unit	14 (K) / 20 (M)	Max. blind surface [m²] linked units	12,6 (K) / 22,5 (M)

K = crank handle, M = motor

* With a simultaneously tilting bottom rail the minimum recess height / top board height is 200 mm.